

PMMSY & Public Expenditure in Inland Fisher(ies)

Ananthan P.S. & Suvetha V.

ICAR-Central Institute of Fisheries Education, Mumbai

ICSF Training of Trainers Workshop on SSF

22-24 December 2022 * Kolkata

The data & results presented are not conclusive as its an ongoing study. Views are personal

What is Budget Estimate, Schemes, etc.?

What is PMMSY ? *and*

How Inland Fisheries Benefit?

How much is spent_(unspent) & *on What* ?

Budget Estimate (BE), Budget Outlay, Plan Outlay, etc

A budget estimate is a **forecast of the money needed** for the project / scheme

Refers to the amount that is **expected to be spent** during the forthcoming period.

Prepared before the financial year begins



Revised Estimate (RE) / BE (R)

An updated (revised) budget after a **mid-year review of possible expenditure**. Thus, prepared during the middle of the financial year (Sept. October)

While, Budget estimates represent the govt.'s wishes and ambitions, **Revised estimates show how the expenditure is likely to pan out.**



Capital Vs. Revenue Expenditure

Revenue Expenditure

- Salaries and allowances, pension
- Development schemes expenditure
- **Subsidies & welfare benefits**
- Interest payments and charges etc.

Recurring / **operating short-term expenses** that are used in running the daily business & don't lead to creation of fixed assets



Capital Expenditure

- **Fish landing facilities**
- **Ice plants**
- Hatcheries, Seed Farms
- Machinery and equipment, etc.

One-time large purchases/creation of **fixed assets** that will be used for revenue generation over a **longer period**.

Gol abolished the classification of plan & non-plan expenditure in 2016 and reclassified it as Capital and Revenue spending.

Central Sector Scheme (CS)

Schemes / programs that are **designed, planned & 100% funded by Union/Central govt.**

Based on Subjects from the Union List, the Centre designs CS



Centrally Sponsored Schemes


Centrally Sponsored Scheme (CSS)

Schemes that are **implemented by States but Sponsored by Centre** with a defined shareholding: in the ratio of 50:50 or 90:10 or 80:20 or 70:30.

CSS may be designed by either State or Centre or jointly

State Scheme/State Sector Schemes

Schemes that are **designed, implemented & 100% funded by States**



Grants-in-Aid Vs. Subsidy Vs. Loan

Pradhan Mantri Matsya Sampada Yojana (PMMSY)

(2020-21 to 2024-25)

<https://pmmsy.dof.gov.in/#schemeIntro>



Rs 20,050 Cr Investment in the ecosystem



Fish production to increase from 13.75 million metric tons (2018-19) to 22 million metric tons by 2024-25



Generation of 15 Lakhs direct gainful employment opportunities and thrice the number as indirect employment opportunities



Doubling exports earning from 46K Cr (2018-19) to 100K Cr (2024-25)

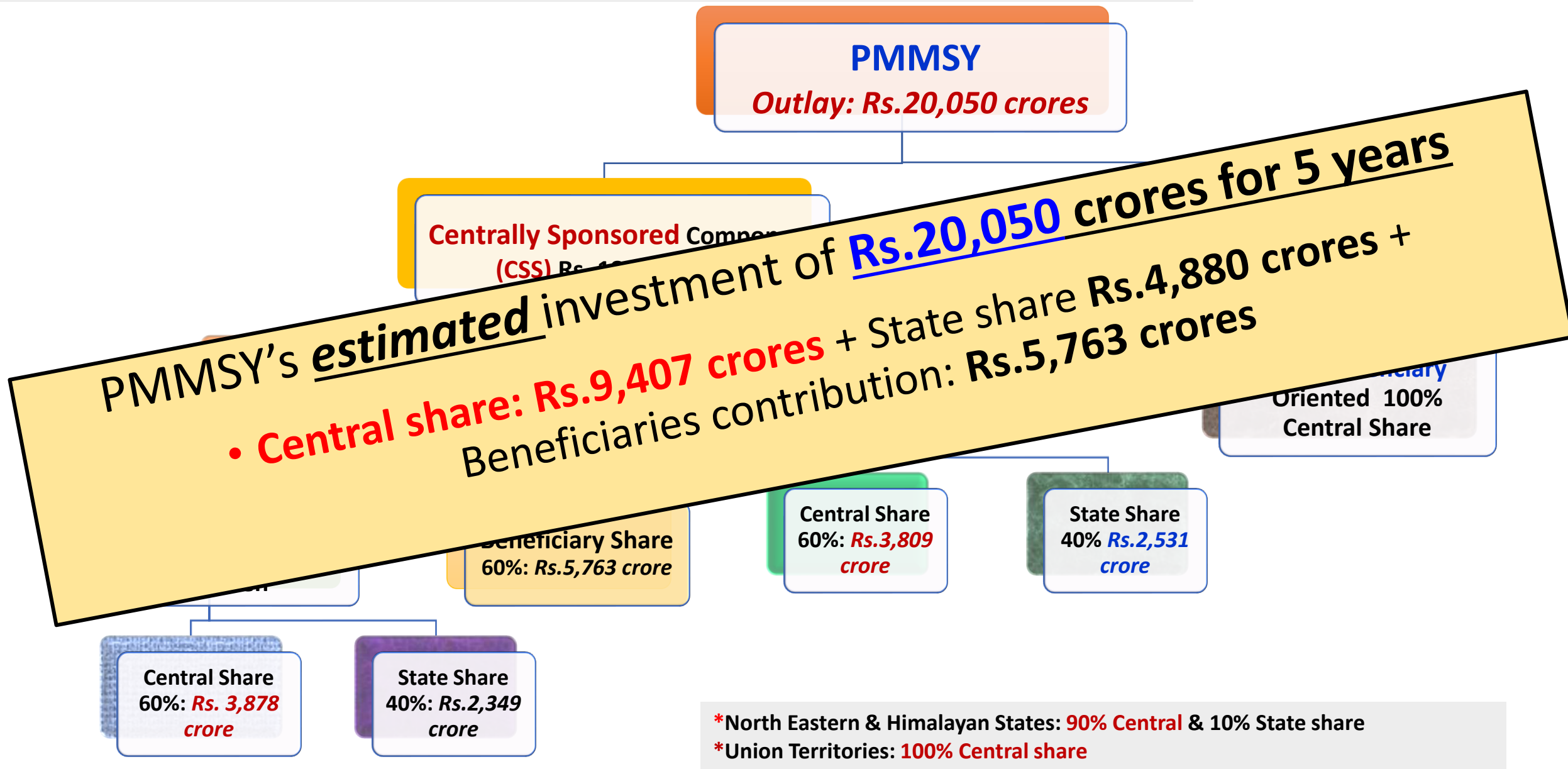


Reduction in post-harvest losses from 20-25% to 10%

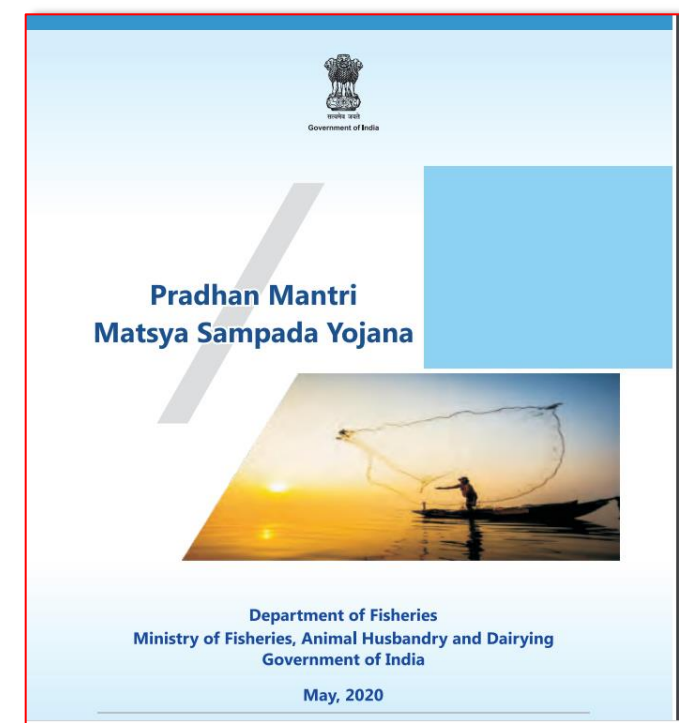
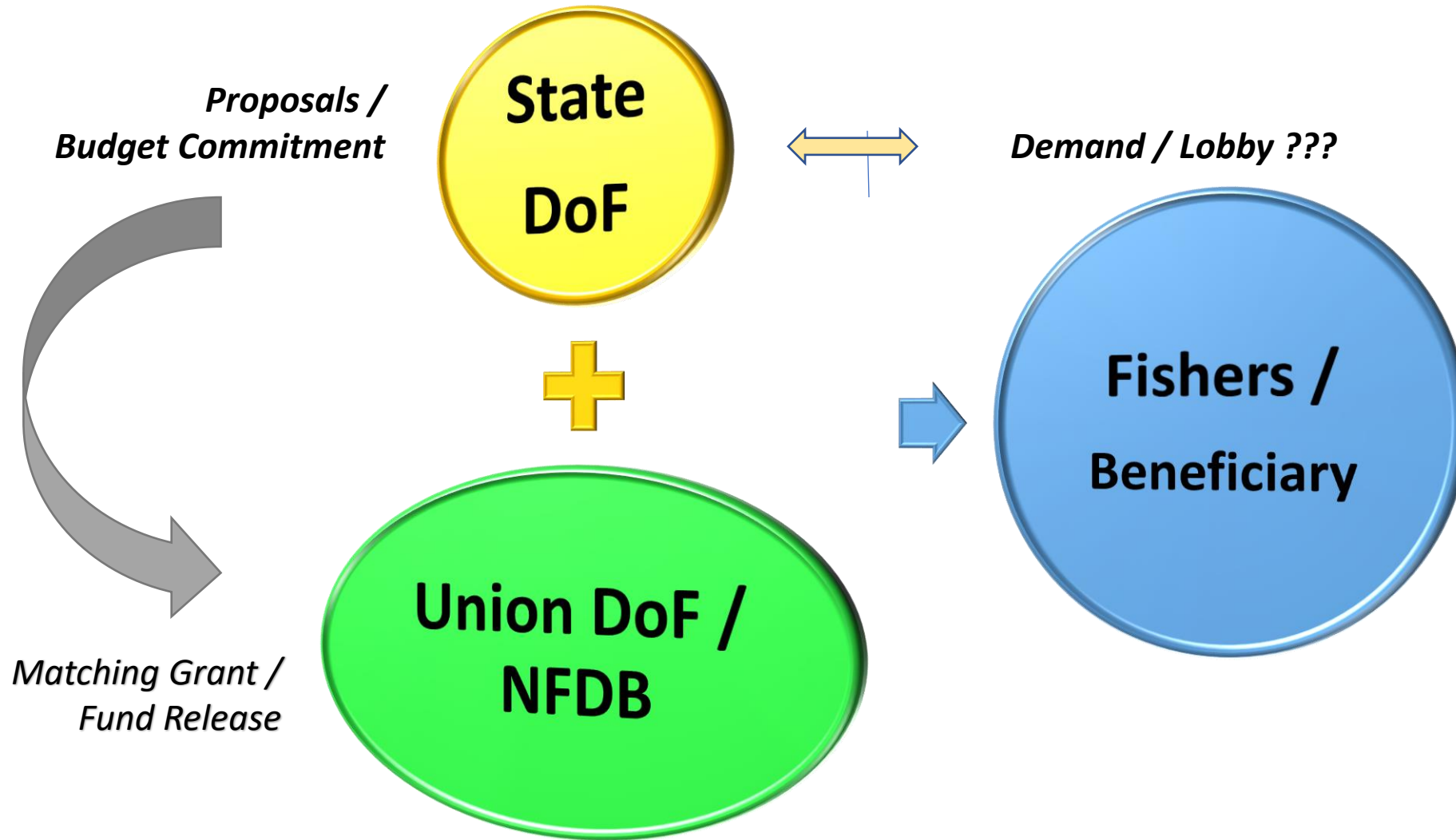


Doubling incomes of fishers and fish farmers

PMMSY: Outlay for 5 Years (2020-21 to 2024-25)



PMMSY: Structure & Funding



PMMSY: Central Sector Scheme (CS)

- 1) **Genetic improvement programs and Nucleus Breeding Centers (NBCs)**
- 2) **Innovations & innovative projects/activities, technology demonstration including startups, incubators and pilot projects**
- 3) **Training, awareness, exposure and capacity building**
- 4) **Aquatic quarantine facilities**
- 5) Modernization of fishing harbours of central government and its entities
- 6) Support to NFDB, Fisheries Institutions and regulatory Authorities of Department of Fisheries, GoI & **need based assistance to State Fisheries Development Boards**
- 7) Supports for survey & training vessels for Fisheries institutes including dredger TSD Sindhuraj owned by the Government
- 8) Disease monitoring and surveillance network
- 9) Fish data collection, fishers survey and strengthening of fisheries database
- 10) Support to security agencies to ensure safety and security of marine fishermen at sea
- 11) **Fish farmers producer Organizations/Companies (FFPOs/Cs)**
- 12) Certification, accreditation, traceability and labeling
- 13) Administrative expenses for implementation of PMMSY (to meet expenses of both CSS and components)

PMMSY: Centrally Sponsored Scheme (CSS)

A. ENHANCEMENT OF PRODUCTION & PRODUCTIVITY

(a) Development of Inland Fisheries and Aquaculture

(b) Development of Marine Fisheries including Mariculture & **Seaweed cultivation**

(c) Development of ornamental and recreational fisheries

(d) Technology Infusion and adaptation

B. POST-HARVEST & COLD CHAIN INFRASTRUCTURE

(a) Construction of Cold Storages/Ice Plants:

- (a) Motor cycle with Ice Box (Rs.30,000/bike);
- (b) Cycle with Ice Boxes (Rs.4000);
- (c) Three wheeler with Ice Box including e-rickshaws 1.2 lakh;
- (d) Live fish vending Centres (Rs.8 lakhs);
- (e) Refrigerated & Insulated vehicles (Rs.8-10 lakhs/vehicle);
- (f) Cold storage of 10 ton capacity (Rs.24 lakh)
- (g) Modernization of Cold storage /Ice Plant (Rs. 20 lakh)

(b) Fish Feed Mills

B. POST-HARVEST & COLD CHAIN INFRASTRUCTURE

c) Markets and Marketing infrastructure

- Construction of **fish retail markets** including ornamental fish/aquarium markets
- Construction of **fish kiosks** including kiosks of aquarium/ornamentalfish
- Fish **Value Added Enterprises Units**
- E-platform for **e-trading and e-marketing** of fish and fisheries products

d) Development of deep sea fishing

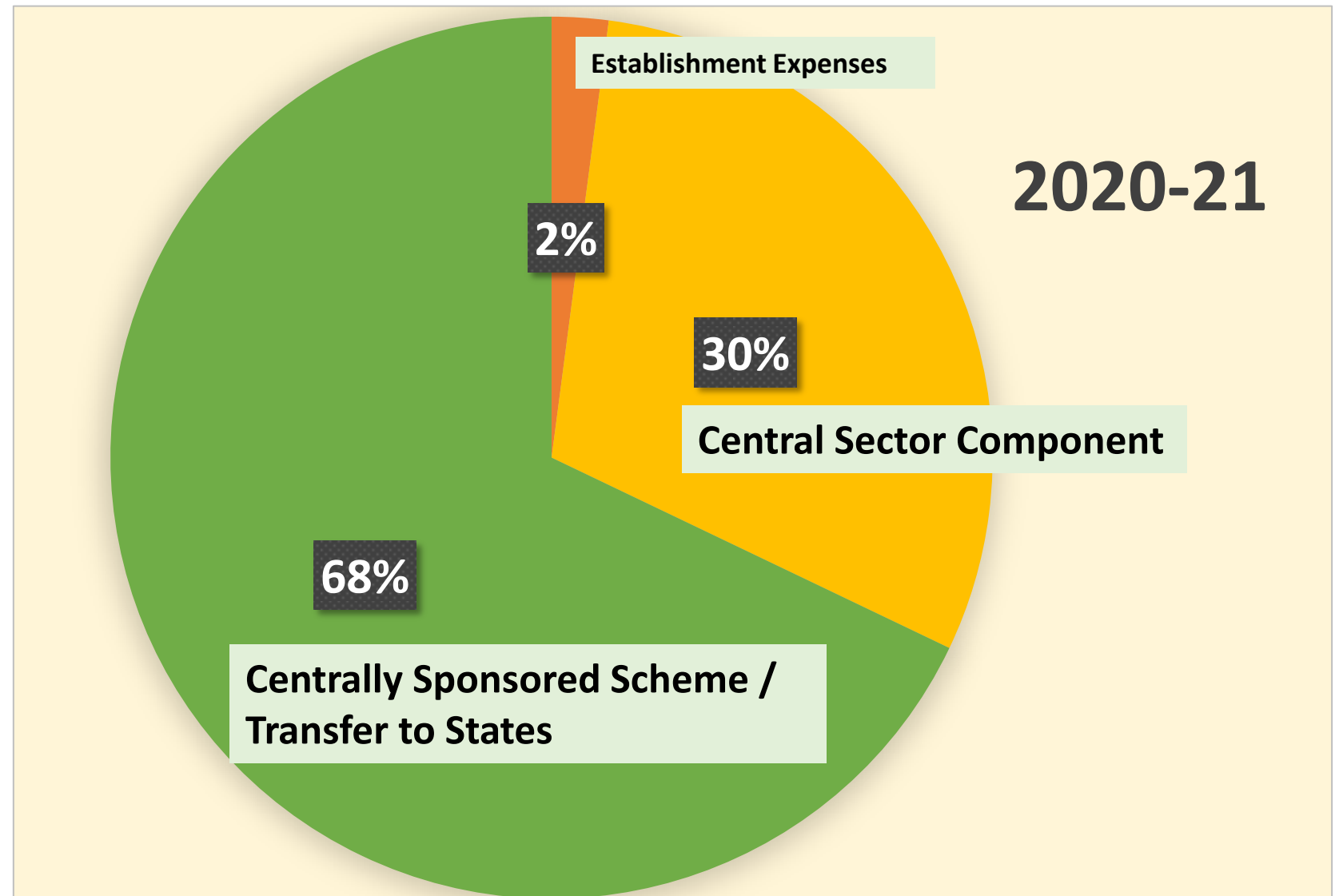
C. FISHERIES MANAGEMENT & REGULATORY FRAMEWORK

- (a) Monitoring, Control and Surveillance** - Communication and/or Tracking Devices for traditional & motorised vessels like VHF/DAT/NAVIC/Transponders etc
- (b) Strengthening of safety and security of fishermen**
- (c) Fisheries Extension and support services: Matsya Mitras**
- (d) Insurance of fishing vessels and fishermen** - Insurance premium subvention for fishing vessels and insurance premium for fishers
- (e) Livelihood and nutritional support for fishers for conservation of fisheries resources**

**Union
Department of
Fisheries:**

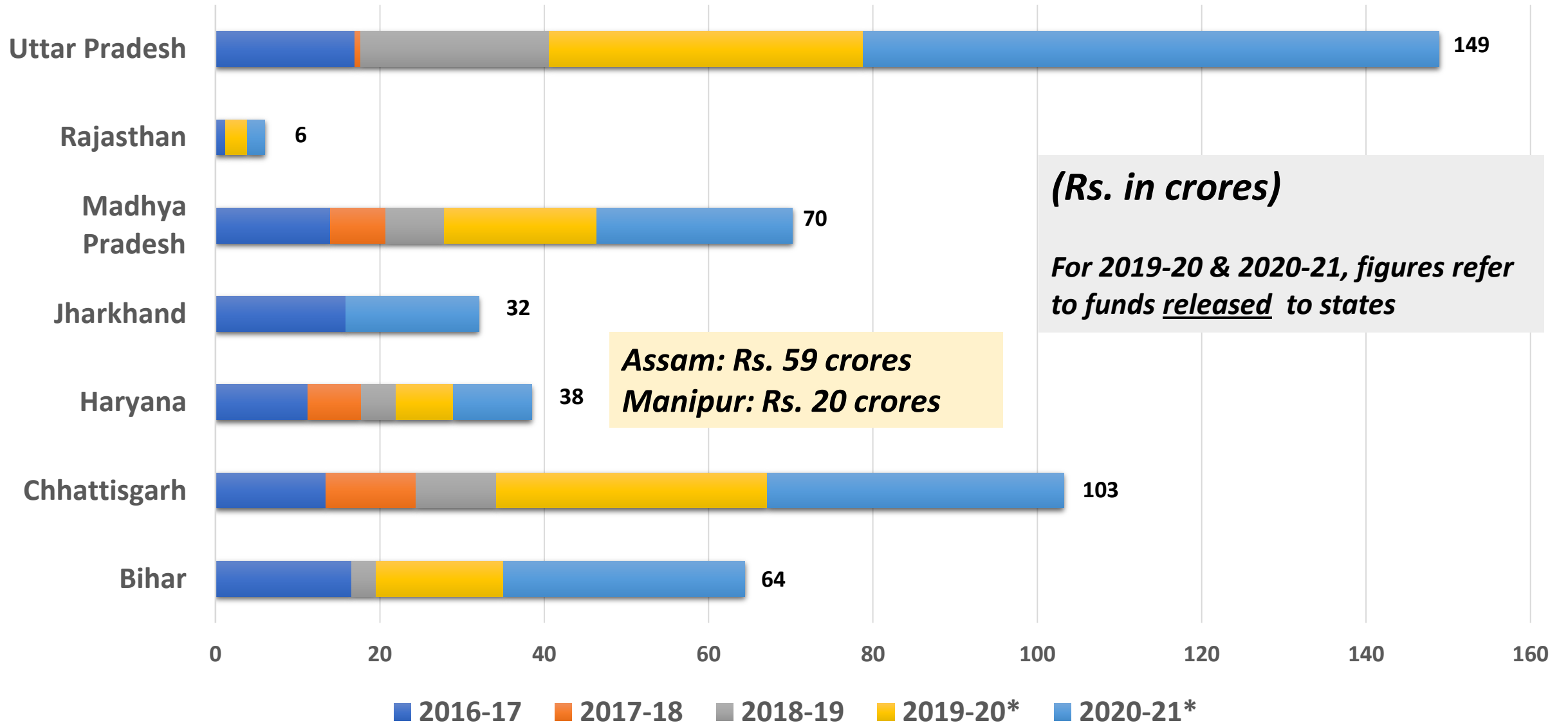
***Expenditure for
2020-21:***

Rs.879 crores

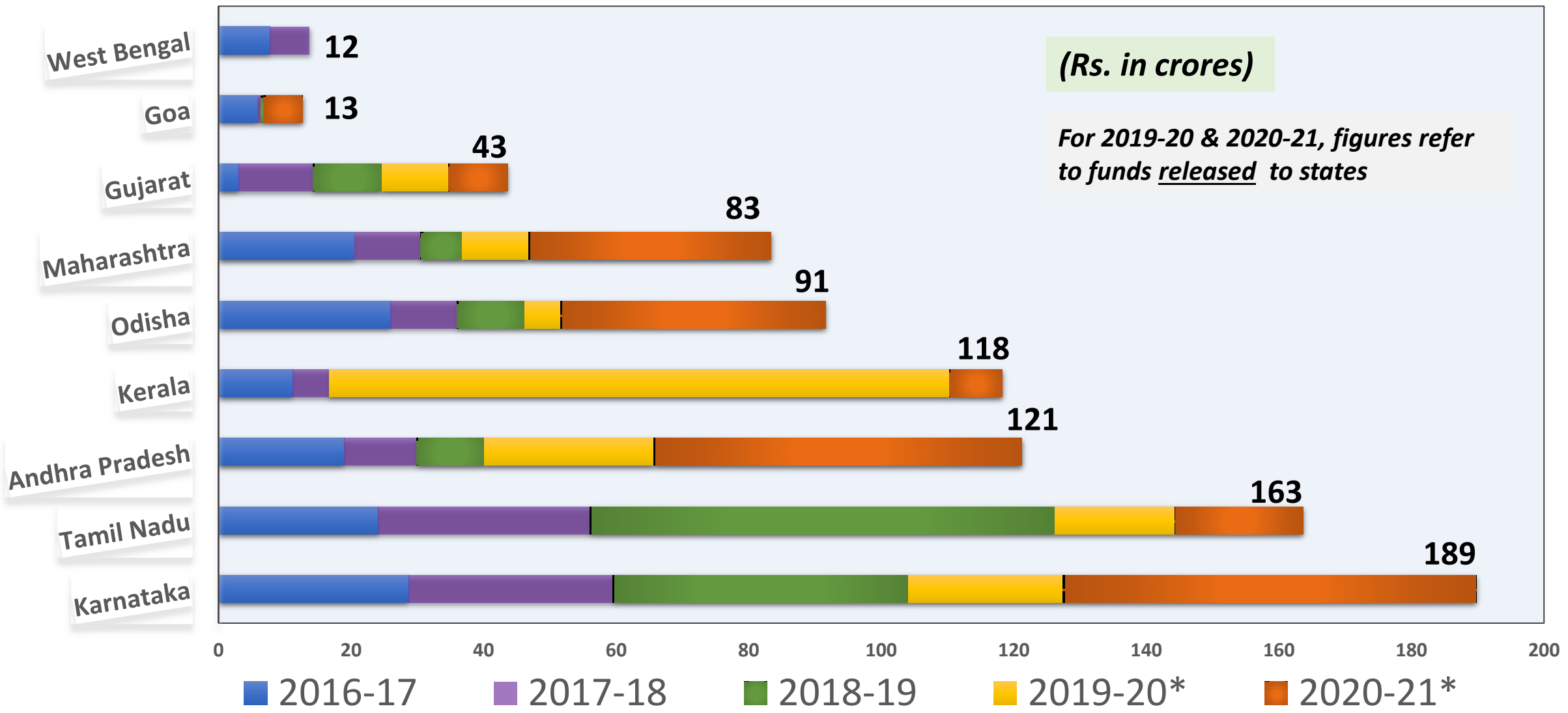


Budget Estimate for 2021-22: Rs. ~1000 crores

Funds Utilized by Inland States under BR/PMMSY



Funds Utilized by Coastal States under BR / PMMSY

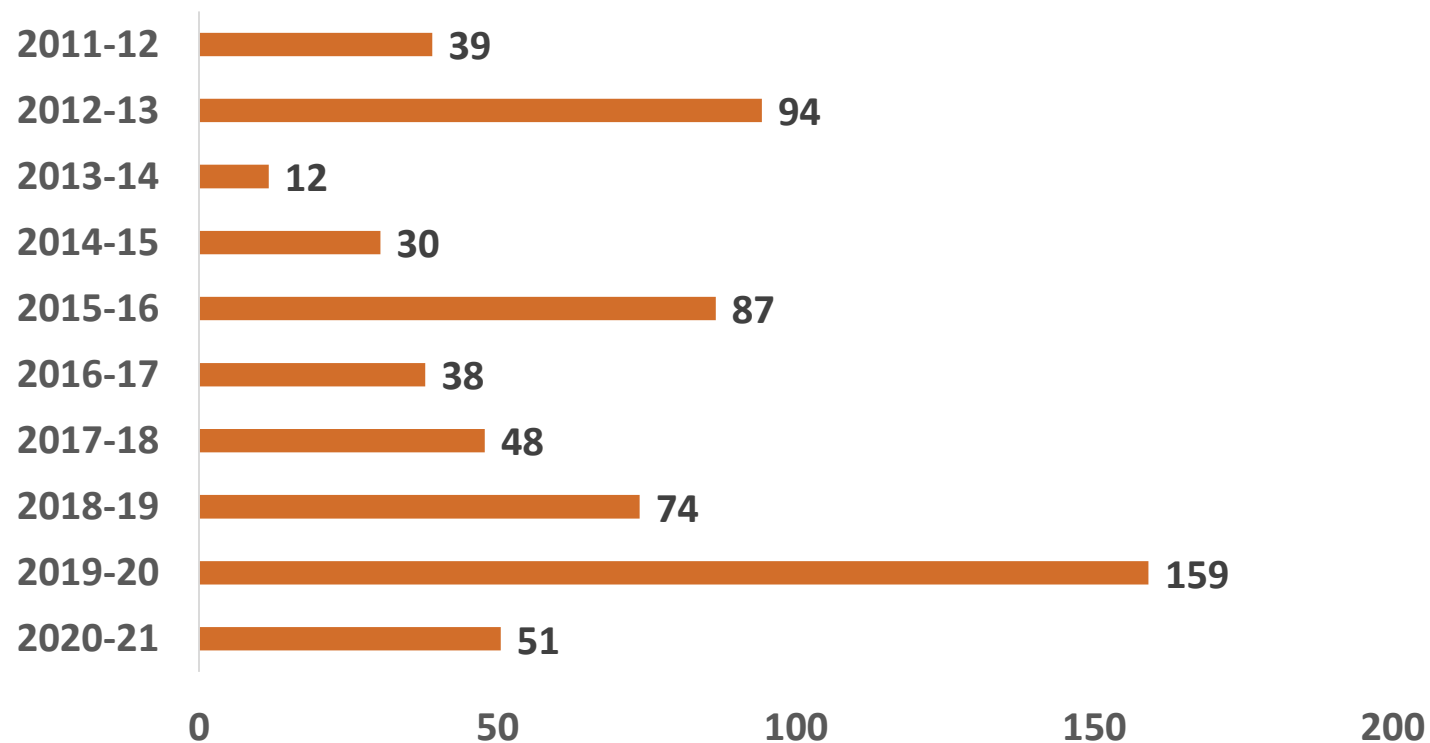


Bihar DoF Budget

	Actuals 2020-21	Estimate 2021-22	Estimate 2022-23
Revenue expenditure	84.55	415.80	556.33
Capital Expenditure	-	-	-

(Rs. in crores)

Actual (Revenue) Expenditure (2011-21)

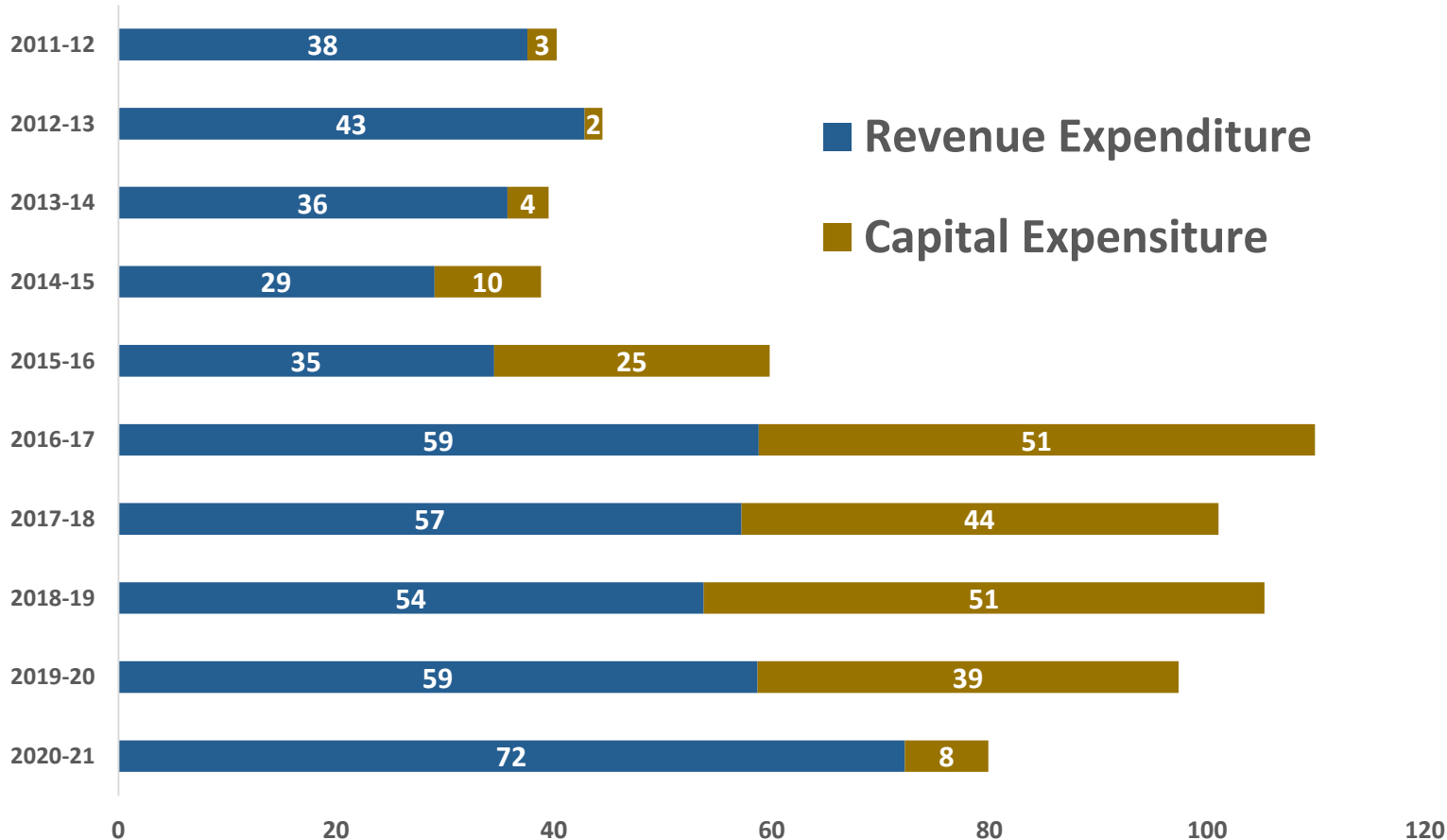


Sections	Actual Expenditure
Revenue Account	84.55
Direction & Administration	20.98
Inland Fisheries	48.89
Extension & Training	5.67
Tribal area sub plan	0.52
Special Component Plan for Scheduled Castes	8.49

Jharkhand: DoF Budget

	Actuals 2020-21	Budget 2021-22	Budget 2022-23
Revenue expenditure	72.21	136.20	143.78
Capital Expenditure	7.68	24.63	29.90
Total Expense / Outlay	80	161	174

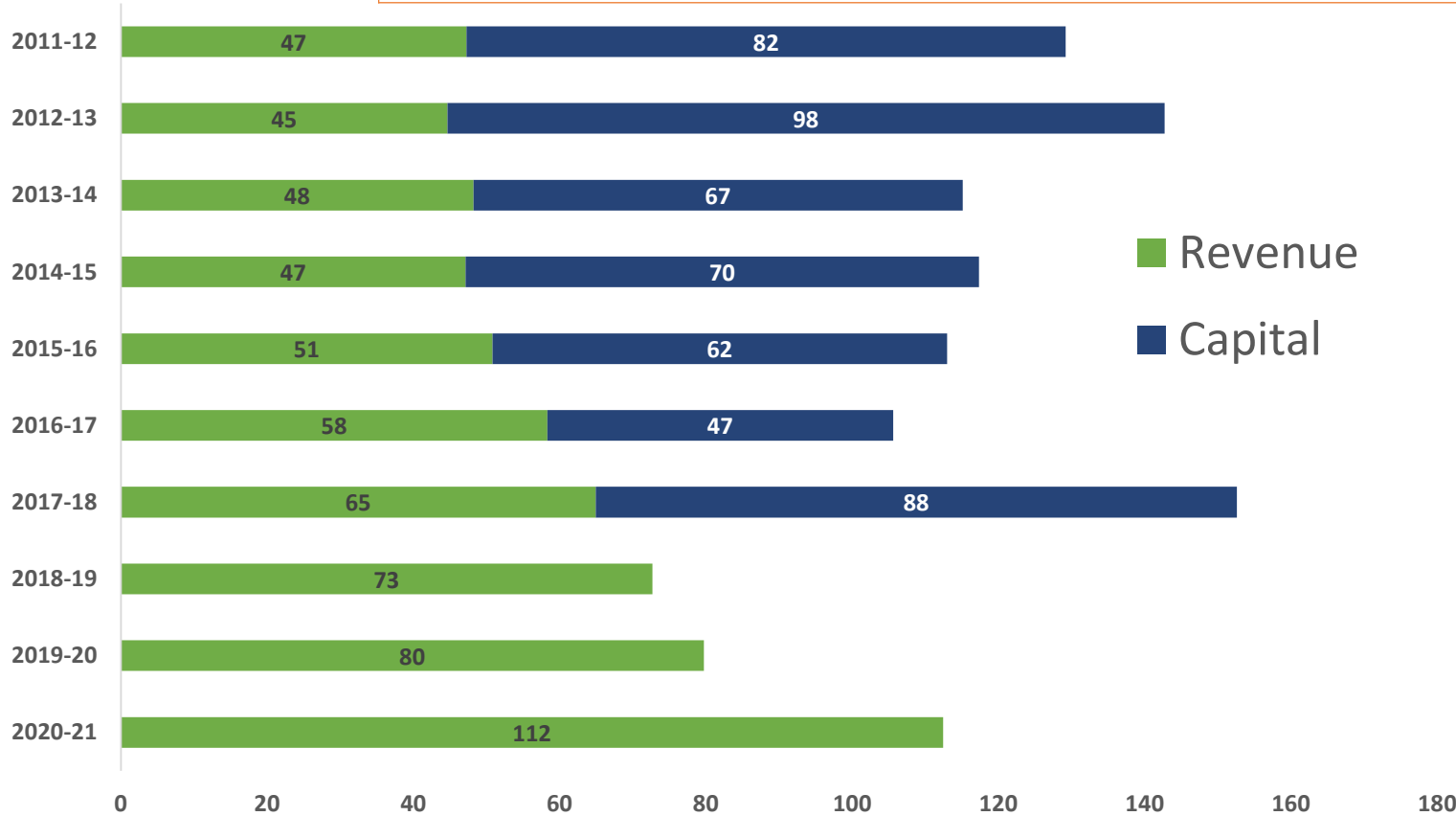
(Rs. in crores)



Sections	Actual Expenditure
Revenue Account	72.21
Direction and Administration	13.53
Inland Fisheries	51.78
Extension and Training	5.16
Other Expenses	1.72

Madhya Pradesh: DoF Budget

	Actuals 2020-21	Budget 2021-22	Budget 2022-23
Revenue expenditure	112.43	195.60	250.10
Capital Expenditure	-	-	-



Expenditure Heads	Actual Expenditure
Revenue Account	980.21
Inland Fisheries	953.58
Extension & Training	8.71
Fish Coop Societies	17.92

Madhya Pradesh: Schemes

State schemes

- Fisheries Extension
- Development of fisheries in reservoirs and rivers
- Fish seed production
- Fisherman Cooperative
- Extension and training
- RKVY (Rashtriya Krishi Vikas Yojana)
- Fisherman Credit Card
- Adharsha Ahar Scheme

Central Schemes

Pradhan Mantri Matsya Sampada Yojna

Blue Revolution

Rashtriya Krishi Vikas Yojana

Kitchen Pond (Backyard Fisheries)

Centrally Sponsored Schemes

- Fishermen Accidental Insurance

Rajasthan

	Actuals 2020-21	Budget 2021-22	Budget 2022-23
Revenue expenditure	13.52	15.83	20.96
Capital Expenditure	0.94	0.56	0.0

	Actuals 20-21	Budget 21-22	Budget 22- 23
Direction and administration	11.60	13.72	15.96
Inland Fisheries	1.48	1.02	3.19
Extension and training	0.00	0.01	0.01
Special Component Plan for Scheduled Castes	0.13	0.28	0.75
Tribal Area Sub Plan	0.31	0.80	1.03
Other expenses	0.00	0.00	0.02
Total	13.52	15.83	20.96

Revenue Expenditure	Actuals 2020-21	Budget 2021-22	Budget 2022-23
Central share			
State Share			

(Rs. in crores)

Rajasthan: Central Schemes

National Mission for Protein Supplement: Cage culture project funded Gol (*Rs.3.44 crores*) for demonstration of modern fisheries-techniques at Mahi Bajaj Sagar (Banswara); 56 cages already installed

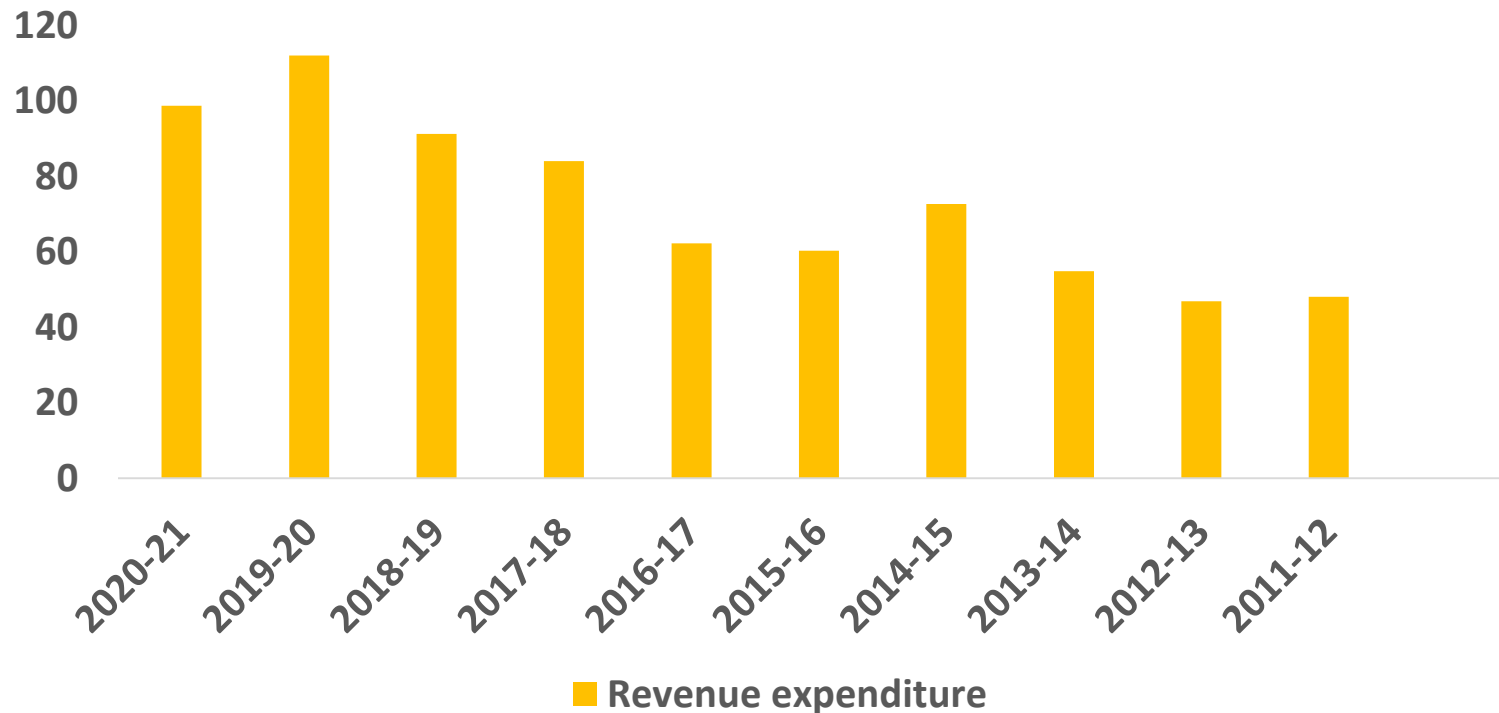
Rashtriya Krishi Vikas Yojana (RKVY): Rs.15.30 crores approved for modernization/ construction of **41 fish landing centres** to reduce post-harvest loss.

Uttar Pradesh DoF Budget

	Actuals 2020-21	Estimate 2021-22	Estimate 2022-23
Revenue expenditure	98.68	360.93	387.53
Capital Expenditure	-	-	-

(Rs. in crores)

Revenue expenditure



Sections	Actual Expenditure
Revenue Expenditure	98.68
Direction and Administration	9.32
Inland Fisheries	42.53
Extension and Training	0.01
To public sector & other undertakings	3.23
Other Expenses	43.57

Assam: DoF Budget

	Actuals 2020-21	Estimate 2021-22	Estimate 2022-23
Revenue expenditure	74.57	100.98	113.54
Capital Expenditure	9.09	21.63	30.41
Total	83.66	122.61	143.95

Revenue expenditure	Actuals 2020-21	Budget 2021-22	Budget 2022-23
Direction & Administration	17.77	23.05	27.92
Inland Fisheries	37.71	56.84	60.20
Processing, Preservation & Marketing	1.12	1.06	2.44
Extension & Training	13.85	15.27	18.06
Research	1.59	1.90	2.45
Other Expenditure	2.69	2.86	2.46
Total	74.57	100.98	113.54

Revenue Expense	Actuals 2020-21	Budget 2021-22	Budget 2022-23
Central share	27.16	40.76	40.00
State Share	47.40	60.21	73.54

(Rs. in crores)

Assam: Major State Schemes

- "Matsya Jagaran–Ghare Ghare Pukhuri Ghare Ghare Maach"
- **Seed Bank Programme**
- **Majuli Development Programme**
- **Matsya Mitra**
- **Beneficiary Training**
- **Assistance to Women SHGs for Production of Value Added Fish Products**

Manipur DoF Budget

	Actuals 2020-21	Estimate 2021-22	Estimate 2022-23
Revenue expenditure	35.60	77.93	60.36
Capital Expenditure	0.05	0.10	0.05

Revenue expenditure	Actuals 2020-21	Estimate 2021-22	Estimate 2022-23
Direction & Administration	19.13	19.15	18.12
Inland Fisheries	12.27	21.33	5.68
Processing, Preservation & Marketing	0.03	0.04	0.02
Extension and Training	0.79	1.05	1.10
Other Expenditure	3.60	77.93	60.36
Total	35.83	119.51	85.38

(Rs. in crores)

Manipur: Centrally Sponsored Schemes

(i) Fish Farmers' Development Agency (FFDA) - 8 FFDA's covering all districts are functional

(ii) National Welfare Scheme for Fishermen (Housing):

Under this CSS Scheme, **housing and drinking water facilities** etc. are provided to the fishermen on cluster basis

(iii) Accident Insurance Scheme: Under this Scheme Rs.29/- only (i.e. Rs.21.75 as Central Share and Rs.7.25 as State Share) as premium per beneficiary.

(iv) National Fisheries Development Board(NFDB): Establishment of fish seed farms and table fish production farms - The pattern of assistance is 25% by NFDB & 75% bank loans + beneficiaries' contribution and no State Share.

(v) North Eastern Council (NEC)

a. Establishment of Regional Fishery Estate at Khullakpat Fishery

b. Development of Paddy-cum-Pisciculture Scheme

NABARD (Under Rural Infrastructure Development Fund) - Rs.420 lakhs.

Odisha DoF Budget

	Actuals 2020-21	Estimate (BE) 2021-22	Estimate (BE) 2022-23
Revenue Expenditure	223	390	461
Capital Outlay	0	50	75

Expenditure Type	Actuals 2020-21	Budget 2021-22	Budget 2022-23
Revenue Expenditure	222.84	389.86	460.71
a. Administrative expenditure	26.93	74.14	82.90
b. Programme expenditure	195.90	315.72	377.80
State sector schemes	127.78	205.16	241.19
Centrally sponsored schemes	68.11	110.56	136.62

Capital Outlay (proposed)	Actual 20-21	Budget 2021-22	Budget 2022-23
State sector schemes	0	0	35.00
Centrally sponsored schemes	0	50.00	40.00

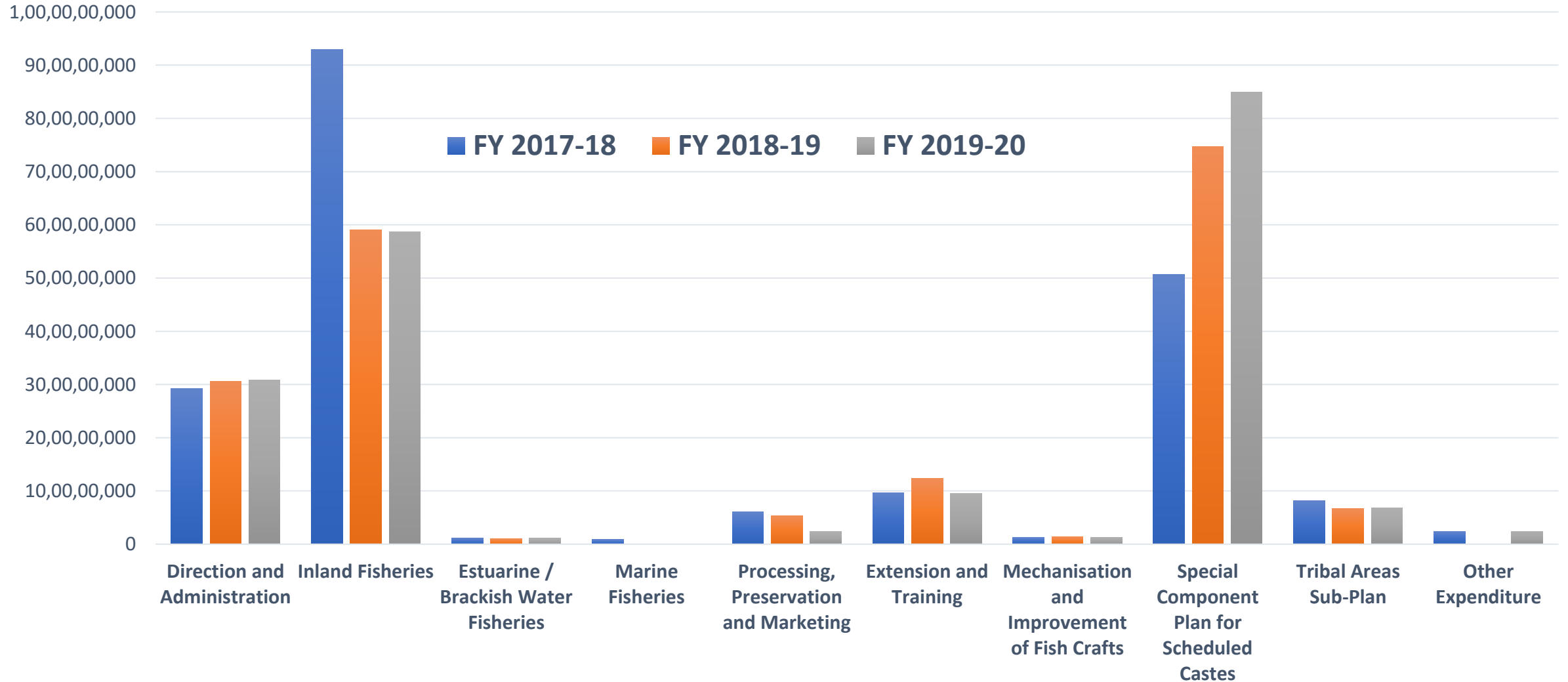
West Bengal's Fisheries Budget (2017-2020)

Rs. In Crores)

Financial year	Budget Estimate	Revised Estimate	Expenditure
FY 2017-18	401	363	332
FY 2018-19	414	353	259
FY 2019-20	452	379	274

- **Actual expenditure is less than budget allocated.**
- **Actual expenditure decreased by 17.3%** during last 3 years

West Bengal's Fisheries Budget (2017-2020)

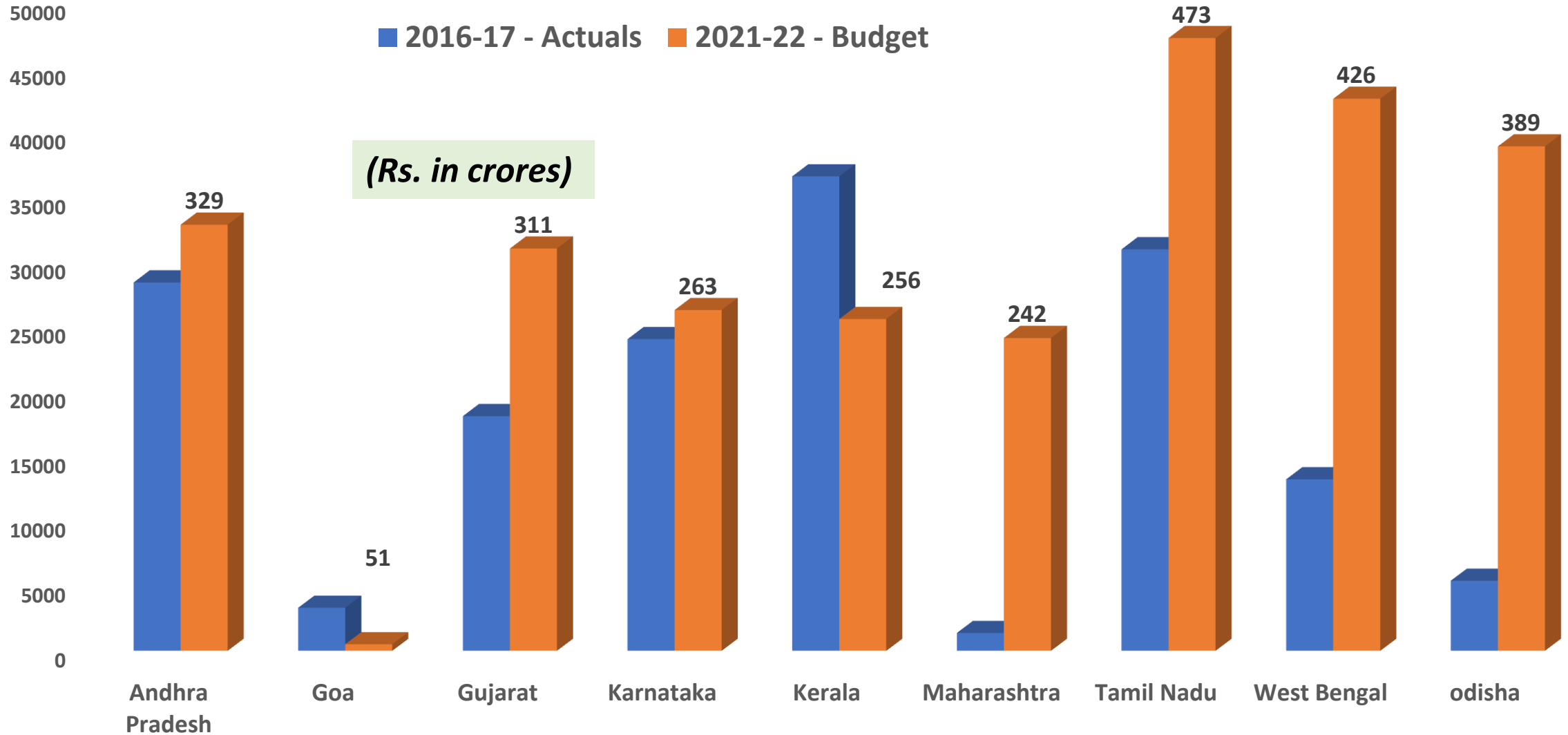


Maharashtra's Fisheries Budget (2017-2020)

(Rs. in Crores)

Fisheries	2017-18	2018-19	2019-20
Direction and Administration	33.4	34.35	45.16
Inland Fisheries	2.57	34.94	0.34
Estuarine/ Brackish water Fisheries	0.06	0	0
Marine Fisheries	91.04	70.08	98.58
Extension and Training	2.84	2.84	2.84
Fisheries Cooperative	0.86	0.08	0
Special Component Plan for SC (Scheduled Castes Sub-Plan)	0	6.56	0
Other Expenditure	6.43	0.86	0.52
Total Expenditure (Rs. in Crores)	137.22	149.64	147.43

Coastal States' Fisheries (DoF) Budget (2016-17 vs. 2021-22)



Inland Resources & Fisher Population

Inland States

Inland States	Inland Waterbodies (lakh Ha)	Fisher Population (lakh No.)	Resource / fisher
Bihar	1.60	60.27	0.07
Jharkhand	1.81	1.41	3.21
Madhya Pradesh	2.87	22.33	0.32
Rajasthan	4.23	0.57	18.55
Uttar Pradesh	4.32	39.00	0.28
Assam	1.35	25.24	0.13
Manipur	0.10	0.47	0.53

Coastal States

Coastal States	Inland Waterbodies (lakh Ha)	Fisher Population (lakh No.)	Resource / Fisher
Andhra Pradesh	8.11	6.22	3.26
Gujarat	4.26	2.31	4.61
Karnataka	7.40	6.46	2.86
Kerala	5.43	2.40	5.66
Maharashtra	3.48	11.32	0.77
Odisha	9.80	9.21	2.66
Tamil Nadu	6.93	2.36	7.34
West Bengal	5.45	28.34	0.48

How much inland states spend / fisher?

Inland States	Average Expenditure / Ha of Resource (Rs.)	Average Expenditure / Fisher (Rs)
Assam	5,565	295
Bihar	3,159	84
Chhattisgarh	6,496	5,365
Jharkhand	4,414	5,671
Manipur	35,827	7,509
Madhya Pradesh	3,918	504
Rajasthan	320	2,362
Uttar Pradesh	2,284	253
Tamil Nadu	1,240	-
West Bengal	3,639	207

Many Questions Remain???

- Why some states spend so less? *Do states spend enough?*
- **Who decides how much to spend, on what to spend & on whom to spend???**
- Does higher spending translate to better livelihoods / well being for fishers/fisheries?
- **Are Schemes targeted to the genuine/deserving fishers/fish workers?**
- Do fisher women / fish workers benefit as much as fishermen?
- **Do fishers/fisheries get a fair share *vis a vis* farmers / other occupational groups?**

....????

I Understand Budget, Outlay, CS, CSS, *etc.*

We know what is PMMSY *and Schemes*

We know How Inland Fisheries / States
& Fishers *can* Benefit !

धन्यवाद
dhan'yabāda

આભાર
ābhāra

धन्यवाद
dhan'yavāda

ధనయవదల
dhan'yavādālu

THANK YOU

ధనయవదగ
ళు
dhan'yavādagaḷu

नान्दि
nandi

ଧନ୍ୟବାଦ

நன்றி
nanri